



District Report Card: 2017


State: Odisha	District: Bolangir
Class: 3	Subject: Language
Schools: 55	Students: 822


Participation/Coverage


Students

<div>GENDER</div> <div></div>	Boys		Girls	
	Number	%	Number	%
	393	47.81	429	52.19

<div>AREA</div> <div></div>	Rural		Urban	
	Number	%	Number	%
	757	92.09	65	7.91

<div>CATEGORY</div> <div></div>	SC		ST		OBC		GEN	
	Number	%	Number	%	Number	%	Number	%
	161	19.59	209	25.43	431	52.43	21	2.55

<div>CWSN</div> <div></div>	LD	VI	HI	S&LD	ID	Oth
	3	1	1	4	1	0

<div>Management</div> <div></div>	Government		Government-aided	
	Number	%	Number	%
	822	100.00	0	0.00

Average Performance of Students in Language (%)

Overall	Gender		Area		Management		Social Group			
	Male	Female	Rural	Urban	Govt.	Aided	SC	ST	OBC	GEN
66.93	66.79	67.06	65.92	78.67	66.93	0.00	69.65	67.59	65.37	71.43

Performance on Learning Outcomes (LOs)

Learning Outcomes	Description	Average Performance(%)
L304	Reads small texts with comprehension i.e., identifies main ideas, details, sequence and draws conclusions	67.17
L312	Reads printed scripts on the classroom walls: poems, posters, charts etc.	66.45

Range of Performance of Students who Answered Correctly							
Below 30%		30% - 50%		50% - 75%		Above 75%	
Number	%	Number	%	Number	%	Number	%
50	6.08	127	15.45	315	38.32	330	40.15

Lowest Performing Learning Outcomes (LOs)

- 1 - Reads printed scripts on the classroom walls: poems, posters, charts etc. (66.45)
- 2 - Reads small texts with comprehension i.e., identifies main ideas, details, sequence and draws conclusions (67.17)